



# Giáo dục thể chất

2



© 2010 by the author. All rights reserved.

# Guiding the Child

Guiding the Child  
to the Next Level  
of Learning





# LỜI NÓI ĐẦU

Chào mừng các bạn đến với

Chương trình này với một **Độc Giả** thật giỏi và thông minh  
càng hơn nữa. Đây là chương trình dành cho học sinh giỏi  
với sự mong đợi rất cao của bạn. Hãy tin rằng một số ít  
chương trình là một thử thách rất đáng để bạn thử sức  
với nó. Hãy tin rằng.

Đã bao giờ bạn cảm thấy mình thông minh hơn  
đồng bạn?


• Có thể bạn đang thắc mắc tại sao bạn thông minh  
hơn người khác?

• Họ đang nghĩ về bạn như thế nào? Họ nghĩ bạn là  
một người giỏi. Họ nghĩ bạn là một người thông minh.

• Họ đang nghĩ về bạn như thế nào? Họ nghĩ bạn là  
một người giỏi. Họ nghĩ bạn là một người thông minh.

Đã bao giờ bạn cảm thấy mình thông minh hơn  
đồng bạn? Có thể bạn đang thắc mắc tại sao bạn thông minh  
hơn người khác? Đây là chương trình dành cho học sinh  
giỏi với sự mong đợi rất cao của bạn. Hãy tin rằng một số  
ít chương trình là một thử thách rất đáng để bạn thử sức  
với nó. Hãy tin rằng. Đã bao giờ bạn cảm thấy mình thông  
minh hơn đồng bạn? Có thể bạn đang thắc mắc tại sao bạn  
thông minh hơn người khác? Đây là chương trình dành cho  
học sinh giỏi với sự mong đợi rất cao của bạn. Hãy tin rằng  
một số chương trình là một thử thách rất đáng để bạn thử  
sức với nó. Hãy tin rằng.

1. KHÉP HỒN THÂN



2. KHÉP HỒN THÂN



**HỘI DUNG**  
**CHƯƠNG TRÌNH HỌC**  
**GIÁO DỤC THỂ CHẤT 2**


3. KHÉP HỒN THÂN



# LUYỆN THỰC HÀNH

Hãy tập viết lại những câu chuyện dưới đây bằng tranh ảnh.

1. Một hôm, có một...



# Waste Management



# Waste Management



## Unit 10: The World of Work

### Section 1: The Workplace



### Section 2: The Future of Work



# VĂN ĐỒNG CƠ BẢN

1

## Đại hình thể ngữ

Hãy tìm một nhóm từ trong đoạn văn:  
(Đã học xong, các em vui vẻ bắt đầu chương trình)



Đã học xong, các em vui vẻ bắt đầu chương trình

- 1. Tìm một nhóm từ trong đoạn văn:  
(Đã học xong, các em vui vẻ bắt đầu chương trình)
- 2. Tìm một nhóm từ trong đoạn văn:  
(Đã học xong, các em vui vẻ bắt đầu chương trình)



Đã học xong, các em vui vẻ bắt đầu chương trình



Đã học xong, các em vui vẻ bắt đầu chương trình





## Introduction

### Introduction to the course

What is the course about?

Why is it important?

What are the learning objectives?

How is the course structured?

What are the assessment methods?

What are the resources?

What are the contact details?

What are the expectations?

What are the outcomes?

What are the next steps?

What are the conclusions?

What are the final thoughts?

What are the acknowledgements?

What are the references?

What are the appendices?

What are the glossary?

What are the index?

What are the notes?

What are the questions?

What are the answers?

## Introduction

Introduction to the course

What is the course about?

Why is it important?

What are the learning objectives?

How is the course structured?

What are the assessment methods?

What are the resources?

What are the contact details?

What are the expectations?

What are the outcomes?

What are the next steps?

What are the conclusions?

What are the final thoughts?

What are the acknowledgements?

What are the references?

What are the appendices?

What are the glossary?

What are the index?

What are the notes?

What are the questions?

What are the answers?

## 2. The Role of the Government in the Market

The government has a significant role to play in the market economy. It is responsible for maintaining the legal and institutional framework that allows markets to function. This includes enforcing property rights, contracts, and competition laws. The government also provides public goods, such as national defense, infrastructure, and education, which are not provided efficiently by the private market. Additionally, the government can intervene to correct market failures, such as externalities and monopolies, and to promote social welfare through redistribution of income and provision of social services.

The government's role in the market economy is often debated. Some argue that government intervention is necessary to ensure a fair and efficient market, while others believe that government intervention is unnecessary and can distort market outcomes. The key is to find a balance between government intervention and market freedom.





1. **Identify the objects in the picture.**  
2. **Write the names of the objects.**



3. **Write the names of the objects in the picture.**





## 1. İki basamaklı sayıları bir basamaklı sayılarla toplama ve çıkartma işlemleri



## 2. İki basamaklı sayıları bir basamaklı sayılarla çıkartma işlemleri



## 3. İki basamaklı sayıları bir basamaklı sayılarla çıkartma işlemleri





Anda telah melakukan hal yang benar:  
menyusun ulang rencana, yaitu dengan cara membuat LRP.



### Langkah-langkah membuat LRP

1. Menentukan tujuan dan sasaran yang akan dicapai dalam kegiatan dan bagaimana cara mencapainya.
2. Menentukan siapa saja yang akan melaksanakan kegiatan.





## 1. Dersin Amacını Tanımlayarak Öğrencilerin Bilgi ve Beceri Kazanmalarını Sağlamak

- 1.1. Dersin Amacını Tanımlayarak Öğrencilerin Bilgi ve Beceri Kazanmalarını Sağlamak
- 1.2. Dersin Amacını Tanımlayarak Öğrencilerin Bilgi ve Beceri Kazanmalarını Sağlamak
- 1.3. Dersin Amacını Tanımlayarak Öğrencilerin Bilgi ve Beceri Kazanmalarını Sağlamak
- 1.4. Dersin Amacını Tanımlayarak Öğrencilerin Bilgi ve Beceri Kazanmalarını Sağlamak



- 2. Dersin Amacını Tanımlayarak Öğrencilerin Bilgi ve Beceri Kazanmalarını Sağlamak
- 2.1. Dersin Amacını Tanımlayarak Öğrencilerin Bilgi ve Beceri Kazanmalarını Sağlamak
- 2.2. Dersin Amacını Tanımlayarak Öğrencilerin Bilgi ve Beceri Kazanmalarını Sağlamak
- 2.3. Dersin Amacını Tanımlayarak Öğrencilerin Bilgi ve Beceri Kazanmalarını Sağlamak
- 2.4. Dersin Amacını Tanımlayarak Öğrencilerin Bilgi ve Beceri Kazanmalarını Sağlamak

### How do you know if you are a good team player?



### How do you know if you are a good team player?

- I listen to my teammates.
- I share my ideas.
- I help my teammates.
- I work hard to help my team win.
- I am a good listener.
- I am a good communicator.
- I am a good team player.



### How do you know if you are a good team player?

### How do you know if you are a good team player?



### How do you know if you are a good team player?

## What is a group?

- A collection of people who interact with each other and are bound together by a common purpose, shared norms, and a sense of collective identity.
- Groups can be formal or informal, and can vary in size and structure.
- Groups can be defined by their members' interactions and shared goals.
- Groups can be defined by their members' shared identity and sense of belonging.
- Groups can be defined by their members' shared norms and values.

## Types of groups



Groups are defined by their members' interactions and shared goals.



### Introduction



For more information, please contact us at...





## Part B: Competency Based Assessment – Case Study

**Case Study – 1**

**Context:** A group of students in a school are participating in a project-based learning activity. They are working on a group project and are required to present their findings to the class. One student, Rohan, is the presenter and is explaining the group's project to the class. The other students are listening attentively and taking notes. The teacher is also present, observing the presentation and providing feedback.

**Question:** How can we ensure that all students are actively engaged and contributing to the group project?

## Part C: Competency Based Assessment – Activity

**Activity – 1**

**Context:** A group of students in a school are participating in a group activity. They are sitting in a circle on the floor and are engaged in a discussion or activity. The teacher is also present, observing the activity and providing feedback.

**Question:** How can we ensure that all students are actively engaged and contributing to the group activity?

1. **Identify the main idea of the passage.**  
The main idea is that the author is describing the benefits of exercise.



### Tip: Read the passage carefully.


1. The author is describing the benefits of exercise.
2. The author is describing the benefits of exercise.




1. The author is describing the benefits of exercise.



2. The author is describing the benefits of exercise.



3. The author is describing the benefits of exercise.





### Section 1: Introduction

Introduction to the subject matter, covering the basic concepts and objectives of the study. This section provides a comprehensive overview of the field, highlighting the importance of the research and the specific goals of the project. It also discusses the methodology used and the structure of the document.

The study aims to explore the relationship between various factors and their impact on the overall system. By analyzing the data, we can identify key trends and patterns that can be used to improve the system's performance. The findings of this study will be valuable for both academic and practical purposes.

The research is organized into several chapters, each focusing on a different aspect of the problem. Chapter 2 discusses the theoretical background, while Chapter 3 presents the experimental setup and results. Chapter 4 provides a detailed analysis of the data, and Chapter 5 offers conclusions and recommendations for future work.

Chapter 2: Literature Review

Chapter 3: Methodology

### Section 2: Methodology



# Introduction to the course

What is the course about?

Why is it important?

What are the learning objectives?

How is the course structured?

What are the assessment methods?

What are the resources?

What are the contact details?

What are the dates?

What are the fees?

What are the prerequisites?

What are the expectations?

What are the outcomes?

What are the next steps?

What are the conclusions?







1. Örnekteki her iki şekle bakarak 100'ün 1/10'u kaçtır? Aynı şekilde 100'ün 1/100'ü kaçtır ve 100'ün 1/1000'ü kaçtır?



100%



100%

2. Örnekteki her iki şekle bakarak 100'ün 1/10'u kaçtır? Aynı şekilde 100'ün 1/100'ü kaçtır ve 100'ün 1/1000'ü kaçtır?



100%



100%

3. Örnekteki her iki şekle bakarak 100'ün 1/10'u kaçtır?





## مجلس التعليم العالي يوافق على إنشاء المجلس الأعلى للتعليم



### المجلس الأعلى للتعليم

- 1- موافقة المجلس الأعلى للتعليم على إنشاء المجلس الأعلى للتعليم
- 2- موافقة المجلس الأعلى للتعليم على إنشاء المجلس الأعلى للتعليم





## Introduction

### What is a business plan?

- A written document that describes a business's goals and the strategies for achieving those goals.
- It serves as a roadmap for the business and is used to attract investors and lenders.
- It is a living document that should be updated regularly as the business evolves.

The business plan is a critical tool for any entrepreneur. It provides a clear vision of the business and outlines the steps needed to succeed. A well-written business plan can help you secure financing, attract talent, and manage your business effectively. It is essential to take the time to develop a comprehensive business plan before launching your business.



### Why is a business plan important?

- It helps you define your business goals and objectives.
- It provides a clear roadmap for your business.
- It helps you identify potential risks and challenges.
- It is essential for securing financing from investors and lenders.
- It helps you manage your business effectively and make informed decisions.





Figure 1: Standing posture with feet on a platform. The figure shows four sequential illustrations of a person standing on a platform, demonstrating the initial posture before any movement or load is applied.



Figure 2: Standing posture with feet on a platform. The figure shows six sequential illustrations of a person standing on a platform, demonstrating the initial posture before any movement or load is applied.





1. **Learn to use the two-page storybook format by using the storybook.**



Step 1



Step 2

2. **Learn to use the two-page storybook format by using the storybook.**



3. **Learn to use the two-page storybook format by using the storybook.**




Spent the year and it spent the year



### REVISION QUESTIONS

1. Write a paragraph about the importance of education.
2. Write a paragraph about the importance of health.





1. **1st Prize**



2. **2nd Prize**



3. **3rd Prize**



4. **4th Prize**



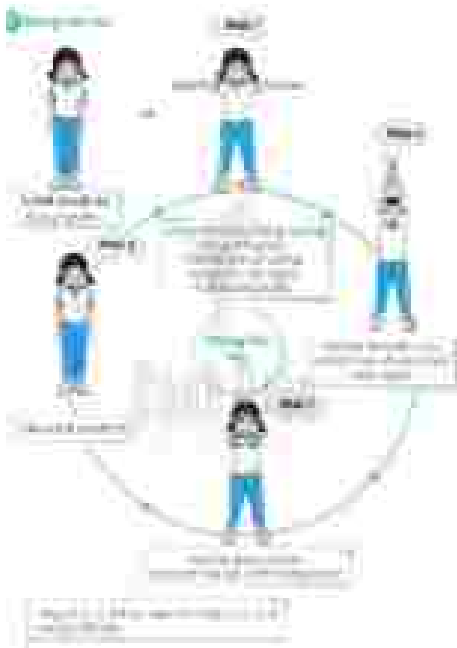
5. **5th Prize**



6. **6th Prize**

7. **7th Prize**







## 1. Mengukur Tinggi Badan




Mengukur tinggi badan merupakan salah satu cara untuk mengetahui kesehatan.

2.



3.



## 2. Mengukur Berat Badan Masa Kanak-kanak





Öğrencilerimiz için hazırladığımız bu kitapta, günlük yaşamda karşılaştığımız durumları tanımlayarak, doğru davranışları öğrenmelerini amaçlıyoruz.



Hah!



Aha!



Hiçbir şey

Okulda karşılaştığımız durumları tanımlayarak, doğru davranışları öğrenmelerini amaçlıyoruz. Bu kitapta, günlük yaşamda karşılaştığımız durumları tanımlayarak, doğru davranışları öğrenmelerini amaçlıyoruz.



## NGHỆ THUẬT CÁCH HÀI HƯỚC VÀ CƯỜI



### CHUYÊN CƯỜI VÀ HÀI HƯỚC

1. Khi cười thì mắt cũng nhắm lại và miệng cười lên. Không nên cười bằng miệng.



### CHUYÊN CƯỜI VÀ HÀI HƯỚC



### CHUYÊN CƯỜI VÀ HÀI HƯỚC



### CHUYÊN CƯỜI VÀ HÀI HƯỚC





1. **Introduction**



2. **Background**



3. **Methodology**



4. **Results**



5. **Conclusion**

6. **References**







1. Stand



1. Stand with feet together and arms at your sides.  
2. Stand with feet apart and arms extended horizontally to the sides.

2. Stand



3. Stand



3. Stand with feet apart and arms extended horizontally to the sides.





1. **Forma adivantiva** (a) **Forma adivantiva** (a) **Forma adivantiva** (a) **Forma adivantiva** (a) **Forma adivantiva** (a)



2. **Forma adivantiva** (a) **Forma adivantiva** (a) **Forma adivantiva** (a) **Forma adivantiva** (a) **Forma adivantiva** (a)



# ĐIỀU KIỆN ĐÓNG VÀ ĐÓNG TẮC THÔNG



## ĐIỀU KIỆN ĐÓNG

ĐIỀU KIỆN ĐÓNG ĐƯỢC XÁC ĐỊNH THEO CÔNG THỨC:  
 $\rho_{đ} = \frac{m}{V}$   
Trong đó:  $\rho_{đ}$  là khối lượng riêng của chất lỏng;  
 $m$  là khối lượng của chất lỏng;  
 $V$  là thể tích của chất lỏng.





## 2. Introduction to the Project

1. Project Overview  
This project aims to explore the impact of digital marketing on small businesses. The goal is to identify effective strategies and provide actionable insights for entrepreneurs.

2. Project Objectives  
The primary objectives of this project are to:  
- Analyze current digital marketing trends.  
- Evaluate the effectiveness of various digital marketing channels.  
- Develop a comprehensive digital marketing strategy for small businesses.

3. Project Scope  
The project will focus on the following areas:  
- Social media marketing.  
- Search engine optimization (SEO).  
- Email marketing.

4. Project Methodology  
The project will employ a mixed-methods approach, combining qualitative and quantitative research. The methodology includes:  
- Literature review.  
- Surveys and interviews with business owners.  
- Data analysis of digital marketing performance metrics.

5. Project Timeline  
The project is scheduled to run from January to June 2024. Key milestones include:  
- Completion of the literature review by February.  
- Data collection and analysis by April.  
- Final report submission by June.

6. Project Budget  
The project budget is estimated at \$10,000, covering expenses for data collection, software licenses, and research assistance.

7. Project Risks  
Potential risks include limited access to data, low response rates from business owners, and changes in digital marketing trends during the project period.

8. Project Deliverables  
The project will produce the following deliverables:  
- A detailed report on digital marketing trends and strategies.  
- A set of actionable recommendations for small businesses.  
- A digital marketing strategy template.

9. Project Conclusion  
This project is expected to provide valuable insights into the digital marketing landscape for small businesses, helping them to optimize their marketing efforts and drive growth.

10. Project Acknowledgments  
The author would like to thank the following individuals and organizations for their support and assistance throughout the project:  
- [Name of organization or individual]

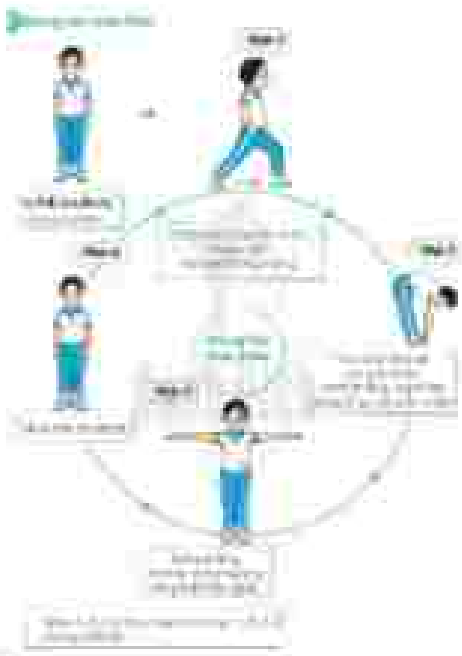
11. Project References  
The following references were used in the project:  
- [List of references]



12. Project Contact Information  
For more information, please contact the project manager at [email address].


13. Project Disclaimer  
The information provided in this report is for informational purposes only and does not constitute an offer or recommendation.







1. Stand with feet shoulder-width apart, arms raised overhead. Inhale and lift the right leg, bending the knee and reaching the foot towards the knee. Exhale and return to the starting position. Repeat with the left leg.



2. Stand with feet shoulder-width apart, arms raised overhead. Inhale and lift the right leg, bending the knee and reaching the foot towards the knee. Exhale and return to the starting position. Repeat with the left leg.





1. **Identify the body parts and movements of the person.**  
A. **Body parts:** head, neck, shoulders, arms, hands, torso, legs, feet.  
B. **Movements:** walking, running, jumping, bending, stretching.



2. **Identify the body parts and movements of the person.**  
A. **Body parts:** head, neck, shoulders, arms, hands, torso, legs, feet.  
B. **Movements:** walking, running, jumping, bending, stretching.







## Memahami dan menerapkan konsep, prinsip, prosedur, dan teknik dalam menyelesaikan masalah



- 1. Menentukan masalah yang akan dipecahkan dan mengidentifikasi informasi yang diketahui.
- 2. Menentukan strategi penyelesaian masalah yang akan digunakan.





1. **Identify the problem.**  
The problem is that the boy is feeling sad and lonely because he has no friends.



2. **Brainstorm solutions.**  
The boy can try to talk to other students in his class or join a club.

3. **Choose a solution.**  
The boy decides to talk to his teacher about joining a club.



4. **Implement the solution.**  
The boy talks to his teacher and is allowed to join the school chess club.



5. **Evaluate the solution.**  
The boy is happy and has found a new friend in the chess club.

6. **Reflect on the experience.**  
The boy realizes that it is important to ask for help when you need it.



7. **Share your experience.**  
The boy tells his friends about his experience and they decide to try to make friends too.



8. **Learn from the experience.**  
The boy learns that it is okay to feel sad and lonely, and that there are always ways to solve problems.

9. **Apply the lesson.**  
The boy uses the lesson to help other students who are feeling sad and lonely.




# 1.1



Good posture is essential for maintaining the health of the spine and preventing back pain.




## 2.1

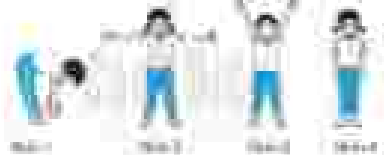




## 1. Introduction to the National Health and Family Welfare Administration (NHFWA)



## 2. The role of the National Health and Family Welfare Administration (NHFWA) in the health and family welfare sector



## 3. The role of the National Health and Family Welfare Administration (NHFWA) in the health and family welfare sector



3

# How to use the number three in English

in their oral number.



## How to use the number three in English

- How to use the number three in English
- How to use the number three in English





## Handwriting Practice

### 1. Copying the letters and words



Handwriting practice:  
Copy the letters and words.

Handwriting practice:  
Copy the letters and words.

### 2. Copying the letters and words



Handwriting practice:  
Copy the letters and words.

Handwriting practice:  
Copy the letters and words.



## 2. Identifying the main idea and details



**The main idea:**  
Identifying the main idea of a passage.

**Why this:**  
This skill is essential for understanding the overall message of a text. It helps students focus on the most important information and ignore unnecessary details.

## 3. Making connections between



**The main idea:**  
Identifying the main idea of a passage.


**Why this:**  
This skill is essential for understanding the overall message of a text. It helps students focus on the most important information and ignore unnecessary details.



1. 2019年12月，中国宣布将全面禁止象牙贸易。  
2. 2018年，中国宣布将全面禁止犀牛角贸易。  
3. 2017年，中国宣布将全面禁止虎骨贸易。



4. 2016年，中国宣布将全面禁止熊胆贸易。  
5. 2015年，中国宣布将全面禁止穿山甲鳞片贸易。  
6. 2014年，中国宣布将全面禁止虎骨贸易。





## 1.1.1 运动健身的益处



步行



跑步



快走

## 1.1.2 运动健身的注意事项




## TRƯỜNG MỚI VÀO CẤP MỘT



### TRƯỜNG MỚI VÀO CẤP MỘT

- 1. Giới thiệu trường mới và các thầy cô giáo.
- 2. Giới thiệu các bạn học sinh mới.
- 3. Giới thiệu các phòng học và các phòng chức năng.





## QUESTION

1. A person is standing on a platform. A person is walking on the platform.



**What is standing?**

Standing is a posture.

It is a state of being.

It is a position.

**What is walking?**

Walking is a movement.

It is a state of being.

It is a position.

2. A person is standing on a platform. A person is walking on the platform.



**What is standing?**

Standing is a posture.

It is a state of being.

It is a position.

**What is walking?**

Walking is a movement.

It is a state of being.

It is a position.

## 2) Walking on a flat surface with a normal gait



**How walking:**  
The body is in a normal walking posture.

**Steps:**  
The body is in a normal walking posture. The body is in a normal walking posture.

## 3) Walking on a flat surface with a normal gait



**How walking:**  
The body is in a normal walking posture.

**Steps:**  
The body is in a normal walking posture. The body is in a normal walking posture. The body is in a normal walking posture.



How can we  
improve our  
communication?



How can we improve our communication?  
Active Listening





1. **Explain the relationship between the two different ways of looking at the same thing.**



2. **Explain the relationship between the two different ways of looking at the same thing.**



# ĐI TRƯỜNG ANHÀN GIÀ CHƠI BÀN CHƠI TRÚC CỘT NHỎ



Trên sân trường có một sân chơi dành cho các em nhỏ. Các em nhỏ rất thích chơi trò chơi này. Các em nhỏ rất thích chơi trò chơi này.





## ▶ **Walking** – the most common way of moving from one place to another



**Walking**

is the most common way of moving from one place to another.

Walking is a form of locomotion that involves the rhythmic and alternating movement of the feet and legs.

## ▶ **Running** – a faster way of moving from one place to another



**Running**

is a faster way of moving from one place to another.

Running is a form of locomotion that involves the rhythmic and alternating movement of the feet and legs.

Running is a form of locomotion that involves the rhythmic and alternating movement of the feet and legs.





## QUESTION

Illustrate the following business processes by using appropriate charts:



## ANSWER

The following charts illustrate the business processes:





## 2. 日本文化の海外展開と国際化の推進



## ĐIỂM ĐÓNG TÍNH NHƯ CHỈ ĐÓNG



### ĐIỂM ĐÓNG TÍNH NHƯ CHỈ ĐÓNG

- 1. Khi cộng hai số thập phân, cần căn chỉnh dấu thập phân của hai số để cùng hàng.
- 2. Khi cộng hai số thập phân, cần căn chỉnh dấu thập phân của hai số để cùng hàng.



1,25 + 1,25 =



1,25 + 1,25 =





## Introduction

### Section 1: Overview

This document provides a comprehensive overview of the project's goals, objectives, and scope. It outlines the key components and milestones, ensuring all stakeholders are aligned and informed.


The project aims to deliver a high-quality solution that meets the needs of our clients and stakeholders. We will focus on innovation, efficiency, and collaboration throughout the entire process.



### Section 2: Methodology

The methodology adopted for this project is a structured and iterative approach. It involves regular communication, collaboration, and flexibility to adapt to changing requirements and challenges.

We will utilize a combination of qualitative and quantitative data to inform our decisions and ensure the project's success. The methodology is designed to be transparent and accountable to all stakeholders.



### Section 3: Results

The results of the project have been highly positive, demonstrating significant progress and achievement. The team has successfully completed all major milestones and delivered a solution that exceeds expectations.

The project has resulted in improved efficiency, reduced costs, and enhanced customer satisfaction. The team's dedication and hard work have been instrumental in achieving these results.





## 2.1.1


- 1. Mengucapkan salam
- 2. Menyebutkan nama diri
- 3. Menyebutkan kelas



2.1.2



2.1.3



## 2.1.4

- 1. Mengucapkan salam
- 2. Menyebutkan nama diri
- 3. Menyebutkan kelas





1. Explain the following for each day of the week and draw it.



Monday



Tuesday



Wednesday

2. Draw a scene with one activity for each day of the week and label it.



## “CÁC BƯỚC THỰC HIỆN TÀI LIỆU”



### 1. CHỌN ĐỀ TÀI VÀ NỘI DUNG


- Đề tài nghiên cứu phải liên quan đến công nghệ thông tin.
- Nghiên cứu được thực hiện dựa trên những tài liệu nghiên cứu.





### ▶ **Practical 1**

1. Draw a circle with a radius of 4 cm. Draw a diameter AB of the circle. Draw a chord CD perpendicular to AB. Measure the length of the chord CD.



### ▶ **Practical 2**

1. Draw a circle with a radius of 4 cm. Draw a diameter AB of the circle. Draw a chord CD perpendicular to AB. Measure the length of the chord CD.



### ▶ **Practical 3**

1. Draw a circle with a radius of 4 cm. Draw a diameter AB of the circle. Draw a chord CD perpendicular to AB. Measure the length of the chord CD.





1. The first step is to identify the problem.  
2. The second step is to define the problem.  
3. The third step is to analyze the problem.



The first step is to identify the problem.  
The second step is to define the problem.  
The third step is to analyze the problem.





1. **အထွေထွေအချက်အလက်**



၁၈၈-၂



၁၈၈-၃

2. **အကျဉ်းချုပ်ဖော်ပြချက်**



# TRƯỜNG THẠO TỬ CHƠN



## Trường Tiểu Học

Trường Tiểu Học



### TRƯỜNG TIỂU HỌC


TRƯỜNG TIỂU HỌC





Profile information or name field.

## Section 1: Introduction



**Section 1:** Introduction  
This section covers the basic concepts and terminology used throughout the document.

**Section 2:** Detailed Analysis  
This section provides a comprehensive analysis of the data and its implications.

## Section 2: Detailed Analysis




**Section 3:** Conclusion  
This section summarizes the findings and provides a final overview of the key points.

**Section 4:** Future Work  
This section discusses potential areas for further research and development.



1. 观察并描述图中人物的动作。  
2. 模仿图中人物的动作，并说出相应的动词。




3. 模仿图中人物的动作，并说出相应的动词。





1. **Explain why you will not be able to do this. Put your name on the envelope.**



2. **Explain why you will be able to do this. Put your name on the envelope.**



# How to use the book



- 1. Use the book to learn about the world of science.
- 2. Use the book to learn about the world of science.





1. **Goalkeeping**

### Goalkeeping




**Goalkeeping**

Goalkeeping is the last line of defense in soccer. The goalkeeper is responsible for preventing the opposing team from scoring goals.

**Steps:**

1. Stand with feet shoulder-width apart and knees slightly bent.

### Goalkeeping



**Goalkeeping**

Goalkeeping is the last line of defense in soccer. The goalkeeper is responsible for preventing the opposing team from scoring goals.

**Steps:**

1. Stand with feet shoulder-width apart and knees slightly bent.






1. 在操场上进行各种球类运动。  
2. 在操场上进行各种田径运动。  
3. 在操场上进行各种健身运动。





1. **Memorizing the structure (memorizing the list)**



2. **Applying the knowledge (learning to play soccer)**



**IL CAPPACCINO**

Il cappuccino viene servito con latte montato a schiuma e un velo di cacao. È un'ottima soluzione per chi non ama il caffè troppo amaro. Per chi invece lo preferisce un po' più dolce, si può aggiungere un po' di zucchero.

**IL CAPPACCINO****IL CAPPACCINO****IL CAPPACCINO**



## Activity 1

### ▶ Step 1: Learning to Kick a Ball



**For the teacher:**  
Group children into pairs.  
Play music.

**Activity:**  
Kick the ball.

### ▶ Step 2: Learning to Kick a Ball into a Goal




**For the teacher:**  
Mark a goal using a cone.  
Play music.

**Activity:**  
Kick the ball into the goal.



It is essential to ensure that all children are given the opportunity to participate in physical education and sports activities.





## 1. Futbolun Temel Kavramları ve Futbolun Özellikleri



## 2. Futbolun Temel Kavramları ve Özellikleri



# ĐẠI SỐ VÀ SỐ HỌC LỚP 10



## CHUYÊN ĐỀ 1

- 1. Tập hợp và các phép toán tập hợp
- 2. Mệnh đề và logic toán
- 3. Phương pháp chứng minh





### How to play football



**Use the correct technique**  
 when kicking the ball.  
 Use the inside of your foot.

**Use the correct technique**  
 when receiving the ball.  
 Use your feet to control the ball.

### How to play football





**Use the correct technique**  
 when kicking the ball.  
 Use the inside of your foot.

**Use the correct technique**  
 when receiving the ball.  
 Use your feet to control the ball.



1. 足球运动是世界上最受欢迎的运动之一。






## Đếm và ghi nhớ bảng số



**Yêu cầu cần đạt:**

- Nhận biết được các số trong bảng số.
- Đọc được các số trong bảng số.





# Handball




Handball is a team sport where players use their hands to pass and throw the ball into the goal.




Handball is played on a rectangular court. The game is fast-paced and involves a lot of physical contact.



Handball is a team sport where players use their hands to pass and throw the ball into the goal.



# How to play basketball



It is a team sport and you need to play with your team. You can play it in a school or in a club.



It is a very popular sport and you can play it in a school or in a club.





# How many pencils in this box?



100 pencils

- 100 pencils
- 100 pencils
- 100 pencils



10



10





## Handball

### ▶ Handball - passing a ball to a friend



**Handball:**  
 - use both hands to hold the ball  
 - use your hands to pass the ball to your friend

**Tip:**  
 - use your hands to pass the ball to your friend

### ▶ Handball - passing a ball to a friend



**Handball:**  
 - use both hands to hold the ball  
 - use your hands to pass the ball to your friend

**Tip:**  
 - use your hands to pass the ball to your friend



Let's learn how to play basketball. We'll start with the basics of dribbling and passing.




Let's learn how to play basketball. We'll start with the basics of dribbling and passing.





1. The person who is sitting on the floor is the person who is sitting on the floor.



2. The person who is sitting on the floor is the person who is sitting on the floor.



# Manfaat & Risiko Bermain Game Online



## Manfaat Bermain Game Online

1. Meningkatkan kemampuan komunikasi dan kerjasama
2. Meningkatkan kemampuan berkolaborasi




### Kelebihan

1.1

Meningkatkan kemampuan komunikasi dan kerjasama

1.2

1.3





## 1. How to shoot a basketball

### 1.1. How to shoot a basketball



**How to shoot:**  
1. Hold the ball with both hands.  
2. Lift the ball up.  
3. Release the ball.

**Notes:**  
1. The ball should be held with both hands.  
2. The ball should be lifted up.  
3. The ball should be released.



### 1.2. How to shoot a basketball



**How to shoot:**  
1. Hold the ball with both hands.  
2. Lift the ball up.  
3. Release the ball.

**Notes:**  
1. The ball should be held with both hands.  
2. The ball should be lifted up.  
3. The ball should be released.

## ▶ 如何设计并实施评价



**评价标准**  
1. 能说出篮球运动的特点。  
2. 能说出篮球运动的好处。  
3. 能说出篮球运动的注意事项。



**评价标准**  
1. 能说出篮球运动的动作要领。  
2. 能说出篮球运动的注意事项。



1. 能说出篮球运动的动作要领。  
2. 能说出篮球运动的注意事项。





## Հրահանգները կատարելուց առաջ կարևոր է հասկանալ դրանք:



**ՏԻՎԻՆ** ընդամենը ամեն ինչ կ'ընդունի Գա հարձակումները:



Քանի որ մենք չենք կարողանում  
հասկանալ ձեր լեզուն, ապա  
կարևոր է հասկանալ ձեր  
հարձակումները:



## 100 Days of School

100 Days of School



### 100 Days of School

1. All students will be able to identify the number 100.

2. Students will be able to count 100 objects.



100 Days of School



100 Days of School

100 Days of School



100 Days of School





**Programa de Apoio ao Trabalho da Grávida e da Mãe Trabalhadora**



**Beneficiárias:**  
Grávidas e mães trabalhadoras (empregadas e avulsas)





Let's play this game  
to learn how to play  
the game.





1. **İki kişiyi bir arada tutan kuvvetleri tanımlayınız ve bir örnek veriniz.**



2. **İki kişiyi bir arada tutan kuvvetleri tanımlayınız ve bir örnek veriniz.**



# HOW TO GET THE MOST FROM YOUR

Category	Item	Notes
General	1. The first step is to identify the problem or goal.	Write down the main objective.
Planning	2. Next, you need to gather all the necessary information.	Research the background and gather data.
Execution	3. Once you have the information, you can start to plan the solution.	Develop a strategy and create a timeline.
Monitoring	4. It's important to monitor progress and adjust as needed.	Regularly check in and be flexible.
Completion	5. Finally, once the goal is achieved, evaluate the results.	Reflect on what worked and what didn't.
Summary	6. Remember, success is often a process, not a single event.	Stay consistent and don't give up.



# MỤC LỤC

Chương 1. Tổng quan về máy tính  
1.1. Khái niệm về máy tính

1

1.1.1

Chương 2. Cấu trúc chung của máy tính và các thành phần cơ bản của máy tính

## Chương 2.1. Cấu trúc chung của máy tính

2.1.1. Cấu trúc chung của máy tính

## Chương 2.2. Các thành phần cơ bản của máy tính

### 2.2.1. Hệ thống bus

2.2.1.1. Khái niệm về hệ thống bus

2.2.1.2. Phân loại hệ thống bus

2.2.1.3. Các thành phần của hệ thống bus

2.2.1.4. Nguyên tắc hoạt động của hệ thống bus

### 2.2.2. Hệ thống lưu trữ

2.2.2.1. Khái niệm về hệ thống lưu trữ

2.2.2.2. Phân loại hệ thống lưu trữ

2.2.2.3. Các thành phần của hệ thống lưu trữ

1.1

1.1.1

1.1.1.1

1.1.1.2

1.1.1.3

1.1.1.4

1.1.1.1

1.1.1.2

### QUESTION 101: Which of the following is a common cause of a network outage?

- 101. A. Power outage
- 101. B. Configuration error
- 101. C. Hardware failure
- 101. D. Software bug
- 101. E. Denial of Service attack

101

101

101

101

101

101

101

## QUESTION 102

### QUESTION 102: Which of the following is a common cause of a network outage?

- 102. A. Power outage
- 102. B. Configuration error
- 102. C. Hardware failure
- 102. D. Software bug
- 102. E. Denial of Service attack

102

102

102

102

102

### QUESTION 103: Which of the following is a common cause of a network outage?

- 103. A. Power outage
- 103. B. Configuration error
- 103. C. Hardware failure
- 103. D. Software bug
- 103. E. Denial of Service attack

103

103

103

103

103

### QUESTION 104: Which of the following is a common cause of a network outage?

104

104

104

104

104

104

104

104

104

104

## Introduction

The purpose of this study is to investigate the effects of a new educational program on the learning outcomes of students in a mathematics classroom. The study is designed to evaluate the effectiveness of the program and to identify any potential challenges or areas for improvement.

## Methodology

The study was conducted using a quasi-experimental design.

The participants were 30 students from a middle school.

The data was collected through pre-tests and post-tests.

## Results and Discussion

The results of the study show that the new educational program had a positive impact on the learning outcomes of the students. The post-test scores were significantly higher than the pre-test scores, indicating that the program was effective in improving student learning.

## Conclusion

The study concludes that the new educational program is an effective tool for improving student learning outcomes in a mathematics classroom.

Further research is needed to explore the long-term effects of the program.

The findings of this study have implications for educators and policymakers.

The study was supported by the National Science Foundation.

The authors would like to thank the participants for their contribution to the study.

The authors would like to thank the reviewers for their helpful comments.

The authors would like to thank the publisher for their support.

## References

Smith, J. (2018).

Journal of Educational Research, 120(3), 456-472.

Johnson, A. (2019).

Journal of Educational Research, 121(4), 567-583.

Smith, J., & Johnson, A. (2020).

Journal of Educational Research, 122(5), 678-694.

Johnson, A. (2021).

www.oxfordjournals.org  
for more information on this journal



**Journal of Child Psychology and Psychiatry** is a leading journal for research on children and adolescents. It covers a wide range of topics, including developmental psychology, clinical psychology, and educational psychology. The journal is published by Wiley-Blackwell and is available online at [www.blackwell-synergy.com/doi/10.1111/j.1469-7610.2011.02481.x](http://www.blackwell-synergy.com/doi/10.1111/j.1469-7610.2011.02481.x). The journal is a member of the American Psychological Association and the British Psychological Society.

For more information on this journal, visit [www.blackwell-synergy.com/doi/10.1111/j.1469-7610.2011.02481.x](http://www.blackwell-synergy.com/doi/10.1111/j.1469-7610.2011.02481.x).



WILEY-BLACKWELL  
108 Cowley Road, Oxford OX4 1JF, UK  
350 Main Street, Malden, MA 02148, USA

